

Signify Classified - Internal
Cooper Lighting Solutions Photometric Lab
1121 Highway 74 South
Peachtree City, GA 30269



Scaled data based on original data using
LM-79-08 Approved Method: Electrical and Photometric Measurements of Solid-
State Lighting Products

Test Report Prepared for
Cooper Lighting Solutions
(formerly Eaton)

Brand: STREETWORKS

Report Number: P868004

Luminaire Tested: **MEM2-HSN-SA-70-730-U-T2U-HSS**

Issue Date: 08/21/2024



Test Information

Test Method: LM-79-08
Report Number: P868004
Test Lab: INNOVATION CENTER(G3)
Issue Date: 08/21/2024
Manufacturer: COOPER LIGHTING SOLUTIONS (FORMERLY EATON)
Product Line: STREETWORKS
Catalog Number: MEM2-HSN-SA-70-730-U-T2U-HSS
Description: EPIC MODERN SHORT HOUSING DISCRETE LED ARRAYS 70W 70CRI 3000K
FIXTURE w/ TYPE II URBAN DISTRIBUTION OPTIC AND HOUSE SIDE SHIELD
Light Source: (20) 3000K CCT, 70 CRI LEDS
Ballast/Driver: ELECTRONIC DRIVER

Summary

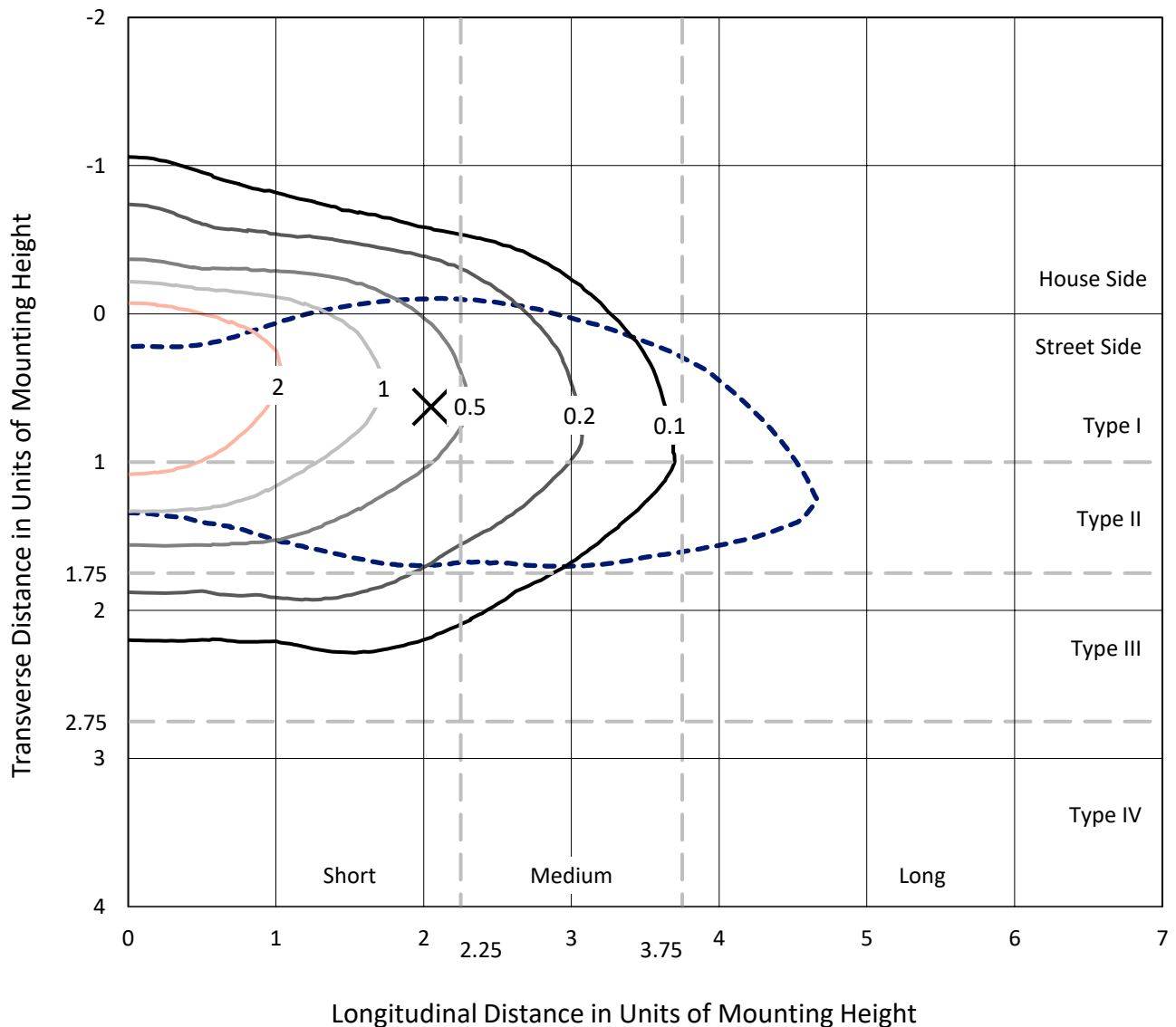
Lumens per Lamp: N/A
Luminaire Lumens: 5970.6 lumens
Efficiency: N/A
Efficacy: 97.9 lumens/watt
Luminous Opening: Rectangular (W 0.67' x L: 0.33' x H: 0')
IES Classification: Type II - Short
BUG Rating: B1 - U0 - G1

Input Watts (W): 61
Input Voltage (V): 120
Input Current (A_{in}): NR
Voltage Rise (V): NR
Power Factor: 0.99
Total Harmonic Distortion (THDi): 9.89%
Frequency (hertz): 60
Stabilization Time: NR
Operation Time: NR
Ambient Temperature (°C): NR
Test Distance: 24 FT

REPORT NUMBER: P868004
 CATALOG NUMBER: MEM2-HSN-SA-70-730-U-T2U-HSS

Iso-Footcandle Lines of Horizontal Illumination

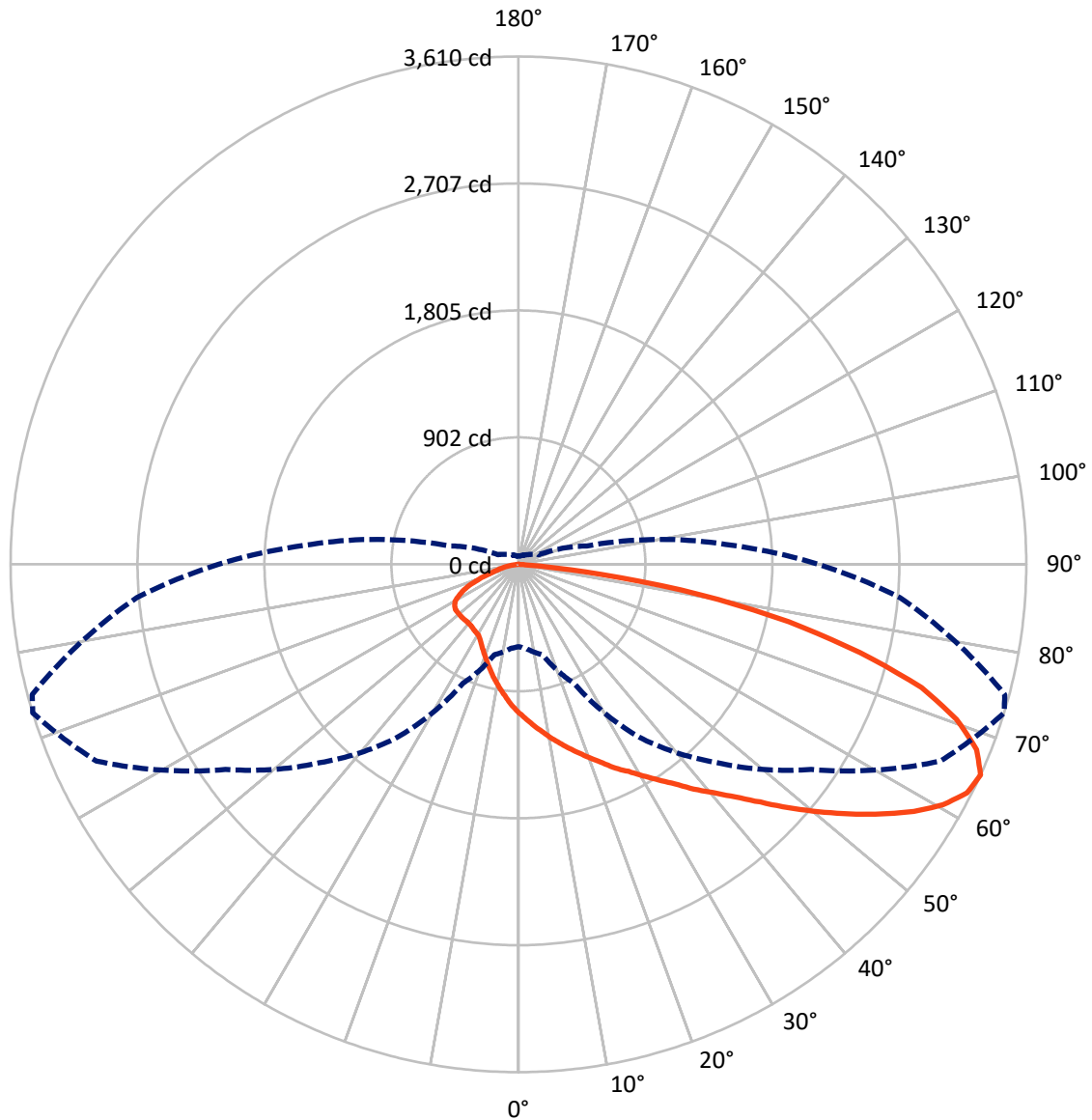
× Max cd
 - - - 1/2 Max cd



Based on 20 foot mounting height. Maximum calculated value = 4.3 fc
 Type II - Short - N/A

REPORT NUMBER: P868004
CATALOG NUMBER: MEM2-HSN-SA-70-730-U-T2U-HSS

Luminous Intensity Polar Plot



— Vertical Plane Through 73-Deg Lateral - - - Horizontal Cone Through 65-Deg Vertical

REPORT NUMBER: P868004

CATALOG NUMBER: MEM2-HSN-SA-70-730-U-T2U-HSS

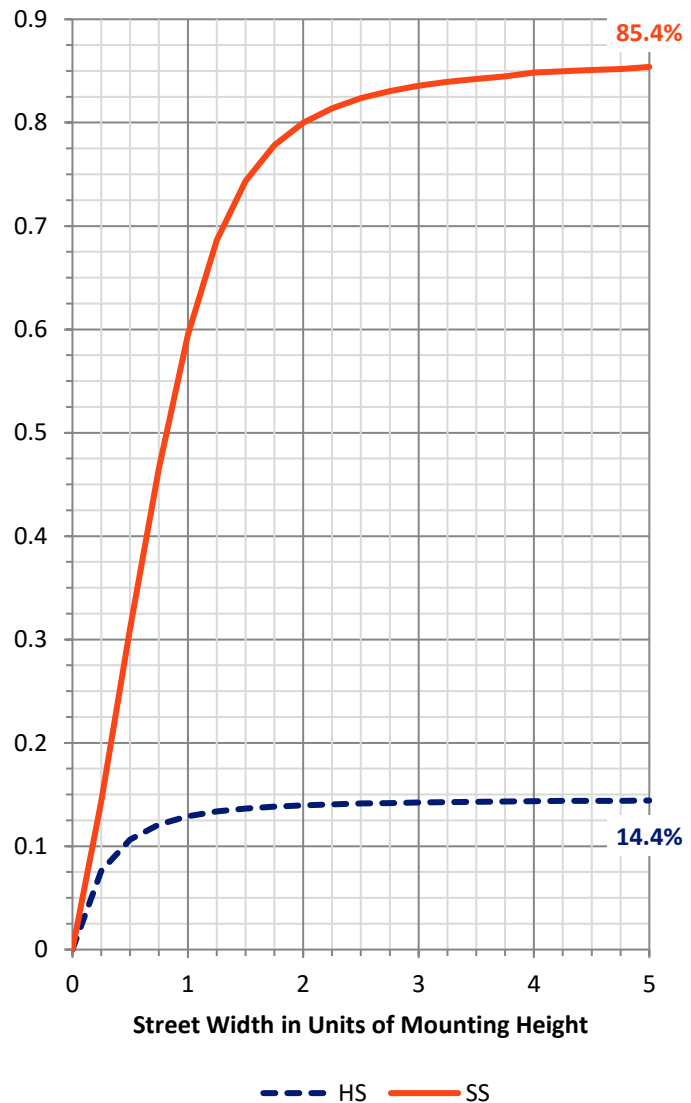
FLUX DISTRIBUTION:

		Downward	Upward	Total
House Side	Lumens	868.2	0.0	868.2
	% Fixture	14.5	0.0	14.5
Street Side	Lumens	5102.4	0.0	5102.4
	% Fixture	85.5	0.0	85.5
Total	Lumens	5970.6	0.0	5970.6
	% Fixture	100.0	0.0	100.0

Coefficient of Utilization

ZONAL LUMENS:

Zone	Lumens	% Fixture
0°-10°	102.2	1.7
10°-20°	310.7	5.2
20°-30°	520.4	8.7
30°-40°	785.0	13.1
40°-50°	1109.2	18.6
50°-60°	1248.0	20.9
60°-70°	1119.1	18.7
70°-80°	680.7	11.4
80°-90°	95.3	1.6
90°-100°	0.0	0.0
100°-110°	0.0	0.0
110°-120°	0.0	0.0
120°-130°	0.0	0.0
130°-140°	0.0	0.0
140°-150°	0.0	0.0
150°-160°	0.0	0.0
160°-170°	0.0	0.0
170°-180°	0.0	0.0
0°-90°	5970.6	100.0
0°-180°	5970.6	100.0



REPORT NUMBER: P868004

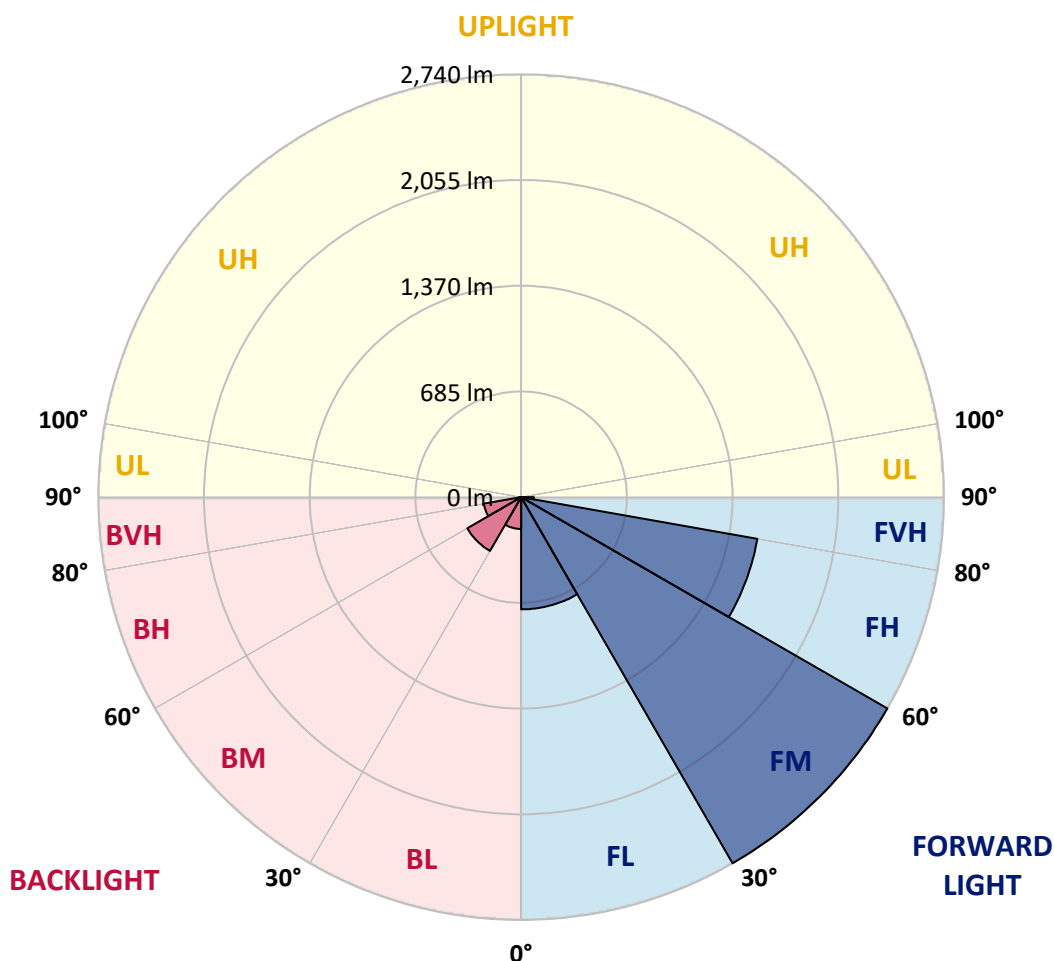
CATALOG NUMBER: MEM2-HSN-SA-70-730-U-T2U-HSS

LUMINAIRE CLASSIFICATION SYSTEM LUMEN TABLE AND BUG RATING:

Zone	Lumens	% Fixture	Zone Rating/Lumen Limit		
			B	U	G
FL (0°-30°)	727.1	12.2			
FM (30°-60°)	2739.6	45.9			
FH (60°-80°)	1553.9	26.0			G1/1800
FVH (80°-90°)	81.8	1.4			G1/100
BL (0°-30°)	206.3	3.5	B1/500		
BM (30°-60°)	402.6	6.7	B1/1000		
BH (60°-80°)	245.9	4.1	B1/500		G1/500
BVH (80°-90°)	13.4	0.2			G1/100
UL (90°-100°)	0.0	0.0		U0/0	
UH (100°-180°)	0.0	0.0		U0/0	

BUG Rating: B1-U0-G1

Type II Short





REPORT NUMBER: P868004

CATALOG NUMBER: MEM2-HSN-SA-70-730-U-T2U-HSS

CANDELA DISTRIBUTION (FULL):

	0°	5°	15°	25°	35°	45°	55°	65°	73°	75°	85°
0°	1059.2	1059.2	1059.2	1059.2	1059.2	1059.2	1059.2	1059.2	1059.2	1059.2	1059.2
2.5°	1222.6	1215.5	1205.0	1196.2	1180.4	1159.3	1141.8	1118.9	1103.1	1097.8	1075.0
5°	1400.0	1391.2	1378.9	1357.8	1315.7	1291.1	1245.4	1192.7	1150.5	1141.8	1089.1
7.5°	1582.6	1579.1	1551.0	1519.4	1468.5	1414.0	1343.8	1261.2	1199.7	1185.7	1104.9
10°	1737.2	1721.4	1705.6	1675.7	1621.3	1544.0	1452.7	1338.5	1252.4	1229.6	1120.7
12.5°	1830.3	1825.0	1811.0	1775.9	1723.2	1656.4	1547.5	1414.0	1303.4	1271.7	1136.5
15°	1898.8	1904.1	1890.0	1867.2	1812.8	1749.5	1644.1	1493.1	1357.8	1320.9	1154.0
17.5°	1963.8	1960.3	1958.5	1932.2	1883.0	1819.8	1712.6	1558.1	1412.3	1371.9	1171.6
20°	2000.7	2002.5	1998.9	1988.4	1941.0	1879.5	1779.4	1635.3	1472.0	1426.3	1194.4
22.5°	2020.0	2027.1	2034.1	2032.3	1993.7	1946.3	1842.6	1696.8	1533.5	1486.0	1222.6
25°	2032.3	2037.6	2053.4	2074.5	2039.3	2000.7	1912.9	1770.6	1605.5	1551.0	1255.9
27.5°	2042.9	2049.9	2069.2	2100.8	2072.7	2049.9	1974.4	1833.8	1667.0	1617.8	1294.6
30°	2111.4	2120.1	2120.1	2136.0	2104.3	2099.1	2042.9	1909.4	1744.2	1691.6	1343.8
32.5°	2292.3	2274.7	2243.1	2227.3	2151.8	2153.5	2109.6	1984.9	1826.8	1774.1	1405.2
35°	2448.6	2448.6	2410.0	2359.0	2237.8	2213.2	2186.9	2085.0	1916.4	1865.4	1486.0
37.5°	2599.7	2601.4	2561.0	2517.1	2378.4	2290.5	2276.5	2181.6	2027.1	1967.3	1570.3
40°	2694.5	2705.1	2694.5	2661.2	2527.7	2425.8	2364.3	2290.5	2132.4	2086.8	1667.0
42.5°	2710.3	2731.4	2770.1	2780.6	2636.6	2547.0	2476.7	2403.0	2258.9	2208.0	1777.6
45°	2669.9	2677.0	2763.0	2775.3	2717.4	2643.6	2596.2	2534.7	2410.0	2366.1	1900.6
47.5°	2559.3	2545.2	2575.1	2682.2	2705.1	2701.6	2713.9	2684.0	2585.6	2529.4	2035.8
50°	2322.2	2327.4	2424.0	2554.0	2633.1	2722.6	2801.7	2835.1	2763.0	2706.8	2181.6
52.5°	1890.0	1914.6	2099.1	2406.5	2543.5	2708.6	2864.9	2977.3	2947.5	2893.0	2325.7
55°	1552.8	1589.7	1774.1	2169.3	2420.5	2640.1	2901.8	3126.6	3131.9	3089.8	2457.4
57.5°	1215.5	1245.4	1440.4	1802.2	2244.9	2532.9	2907.1	3254.9	3314.6	3265.4	2573.3
60°	952.0	973.1	1087.3	1501.8	2028.8	2380.1	2868.4	3356.8	3469.2	3432.3	2673.5
62.5°	721.9	737.7	839.6	1187.4	1763.6	2200.9	2738.5	3393.6	3578.1	3542.9	2729.7
65°	584.9	599.0	665.7	932.7	1501.8	1993.7	2541.7	3309.3	3609.7	3578.1	2722.6
67.5°	477.8	483.0	537.5	727.2	1270.0	1760.1	2253.6	3089.8	3513.1	3511.3	2641.8
70°	386.4	400.5	446.2	579.7	1055.7	1491.3	1918.1	2745.5	3304.1	3321.6	2480.2
72.5°	328.5	332.0	372.4	479.5	860.7	1210.3	1587.9	2348.5	2996.7	3010.7	2227.3
75°	277.5	282.8	312.7	388.2	699.1	960.8	1277.0	1897.1	2508.3	2568.1	1876.0
77.5°	238.9	240.6	261.7	319.7	497.1	721.9	936.2	1422.8	1963.8	2006.0	1473.7
80°	188.0	191.5	214.3	252.9	346.0	469.0	646.4	973.1	1312.1	1359.6	1020.6
82.5°	87.8	98.4	103.6	138.8	180.9	231.9	305.6	405.8	593.7	592.0	476.0
85°	8.8	7.0	7.0	10.5	15.8	15.8	19.3	22.8	45.7	54.5	42.2
87.5°	0.0	0.0	0.0	1.8	3.5	3.5	3.5	5.3	5.3	5.3	5.3
90°	0.0	0.0	0.0	0.0	0.0	0.0	0.0	0.0	0.0	0.0	0.0



REPORT NUMBER: P868004

CATALOG NUMBER: MEM2-HSN-SA-70-730-U-T2U-HSS

CANDELA DISTRIBUTION (continued):

	90°	95°	105°	115°	125°	135°	145°	155°	165°	175°	180°
0°	1059.2	1059.2	1059.2	1059.2	1059.2	1059.2	1059.2	1059.2	1059.2	1059.2	1059.2
2.5°	1064.5	1048.7	1020.6	994.2	976.6	962.6	939.8	925.7	915.2	901.1	899.4
5°	1061.0	1032.8	976.6	929.2	883.5	844.9	804.5	779.9	753.6	741.3	751.8
7.5°	1064.5	1018.8	931.0	858.9	790.4	729.0	676.3	642.9	618.3	606.0	607.8
10°	1066.2	1006.5	892.3	792.2	704.4	632.4	572.6	527.0	497.1	490.1	481.3
12.5°	1062.7	990.7	853.7	727.2	621.8	542.8	472.5	437.4	407.5	393.5	393.5
15°	1066.2	978.4	813.3	667.5	548.0	456.7	397.0	358.3	340.8	328.5	330.2
17.5°	1066.2	967.9	774.6	609.5	476.0	391.7	337.3	305.6	288.1	281.0	279.3
20°	1078.5	959.1	737.7	555.1	412.8	333.7	289.8	265.2	251.2	244.2	240.6
22.5°	1087.3	952.0	704.4	502.4	360.1	291.6	254.7	231.9	221.3	217.8	217.8
25°	1103.1	950.3	674.5	451.4	317.9	260.0	226.6	209.0	200.2	196.7	196.7
27.5°	1125.9	953.8	646.4	407.5	286.3	228.4	203.8	189.7	184.4	182.7	180.9
30°	1159.3	969.6	628.8	374.1	256.5	209.0	186.2	177.4	173.9	172.1	172.1
32.5°	1203.2	997.7	621.8	356.6	238.9	193.2	173.9	166.9	163.4	163.4	161.6
35°	1257.7	1029.3	616.5	340.8	226.6	182.7	165.1	158.1	156.3	156.3	156.3
37.5°	1322.7	1062.7	607.8	330.2	219.6	173.9	158.1	151.1	151.1	151.1	151.1
40°	1394.7	1111.9	606.0	323.2	214.3	168.6	151.1	144.0	144.0	144.0	144.0
42.5°	1475.5	1164.6	604.3	317.9	210.8	165.1	144.0	137.0	137.0	137.0	137.0
45°	1573.9	1231.3	607.8	314.4	210.8	161.6	138.8	130.0	128.2	128.2	128.2
47.5°	1670.5	1294.6	611.3	310.9	207.3	156.3	131.7	123.0	121.2	119.4	119.4
50°	1774.1	1359.6	611.3	307.4	203.8	151.1	126.5	114.2	112.4	110.7	110.7
52.5°	1876.0	1414.0	613.0	302.1	195.0	142.3	117.7	107.1	103.6	101.9	100.1
55°	1974.4	1472.0	614.8	293.3	184.4	133.5	112.4	100.1	94.9	91.3	91.3
57.5°	2048.1	1519.4	606.0	275.8	170.4	124.7	103.6	91.3	84.3	80.8	80.8
60°	2118.4	1549.3	590.2	249.4	156.3	115.9	96.6	82.6	75.5	72.0	72.0
62.5°	2146.5	1554.5	553.3	203.8	138.8	107.1	87.8	75.5	70.3	68.5	68.5
65°	2130.7	1531.7	504.1	161.6	123.0	96.6	80.8	70.3	63.2	58.0	58.0
67.5°	2044.6	1452.7	437.4	128.2	107.1	87.8	73.8	63.2	56.2	50.9	50.9
70°	1881.3	1326.2	340.8	101.9	93.1	77.3	66.7	58.0	50.9	45.7	45.7
72.5°	1640.6	1150.5	247.7	86.1	80.8	68.5	59.7	52.7	45.7	42.2	42.2
75°	1352.5	887.1	175.7	73.8	72.0	61.5	54.5	47.4	42.2	38.6	38.6
77.5°	1015.3	618.3	137.0	65.0	63.2	56.2	49.2	43.9	38.6	36.9	35.1
80°	676.3	382.9	103.6	49.2	47.4	43.9	40.4	36.9	31.6	28.1	28.1
82.5°	302.1	161.6	52.7	28.1	24.6	21.1	17.6	12.3	12.3	10.5	10.5
85°	31.6	21.1	10.5	7.0	7.0	5.3	5.3	5.3	3.5	3.5	3.5
87.5°	5.3	5.3	3.5	3.5	3.5	1.8	1.8	1.8	1.8	1.8	1.8
90°	0.0	0.0	0.0	0.0	0.0	0.0	0.0	0.0	0.0	0.0	0.0

LM-79-2019: Approved Method: Electrical and Photometric Measurements of Solid-State Lighting Products

Report Prepared for

Cooper Lighting Solutions

Streetworks

Report Number: SP1-2407-157-4

Test Date: 08/07/2024

Luminaire Tested: MEM2-HTN-SA-40-730-U-5WQ-2

Data in this report applies to families of products including MEM2-HTN-SA-40-730-U-5WQ-2

Test Information

Test Method: LM-79-2019
 Report Number: SP1-2407-157-4
 Test Lab: COOPER LIGHTING SOLUTIONS
 Photometer: SP1 - 76IN SPHERE
 Measurement Geometry: 4π
 Issue Date: 08/20/2024
 Manufacturer: COOPER LIGHTING SOLUTIONS
 Product Line: Streetworks
 Catalog Number: **MEM2-HTN-SA-40-730-U-5WQ-2**
 Description: Epic Modern Light Square 40W 5WQ Optic and Flare Trim

Spectral Parameters

CCT (K): 3057
 CIE u': 0.2487
 CIE v': 0.5199
 Duv: -0.0002
 CIE x: 0.4326
 CIE y: 0.4020
 CIE z: 0.1654
 Peak Wavelength (nm): 593
 Dominant Wavelength (nm): 582
 Purity: 50.50735
 R_f: 74.6
 R_g: 94

CRI (Ra):	71.7		
R1:	68.1	R9:	-34.8
R2:	82.0	R10:	58.5
R3:	93.5	R11:	62.5
R4:	67.5	R12:	47.5
R5:	67.2	R13:	70.7
R6:	74.9	R14:	96.4
R7:	77.4	R15:	60.0
R8:	43.1		



Test Conditions

Stabilization Time: 21M
 Operation Time: 1H 21M
 Sphere Temperature (°C): 24.2

REPORT NUMBER: SP1-2407-157-4

Measurement and Test Equipment			
Instrument	Identification Number	Calibration Date	Calibration Due Date
Photometer	IN0058	6/18/2024	12/18/2024
Power Meter	INXT2011004	2/8/2024	2/8/2025
AC Power Source	IN0063	10/24/2023	10/24/2024
DC Power Source	IN0208	10/24/2023	10/24/2024
Sphere Thermometer	IN0085	10/24/2023	10/24/2024
Room Thermometer	IN0046	10/24/2023	10/24/2024

REPORT NUMBER: SP1-2407-157-4

CIE 1931 Chromaticity Diagram



CIE 1931 Chromaticity Diagram with 2017 ANSI 7-Step and 4-Step Quadrangles



Point lies inside the ANSI 3000K 4-step quadrangle

REPORT NUMBER: SP1-2407-157-4

Photopic Flux vs. Wavelength



Photopic Lumens: NR

λ (nm)	Power W [^] /nm	Lumens (ϕ /nm)	λ (nm)	Power W [^] /nm	Lumens (ϕ /nm)	λ (nm)	Power W [^] /nm	Lumens (ϕ /nm)	λ (nm)	Power W [^] /nm	Lumens (ϕ /nm)	λ (nm)	Power W [^] /nm	Lumens (ϕ /nm)
360	0	NR	490	104	NR	620	818	NR	750	20	NR	880	1	NR
365	0	NR	495	135	NR	625	755	NR	755	17	NR	885	0	NR
370	0	NR	500	184	NR	630	691	NR	760	15	NR	890	0	NR
375	0	NR	505	247	NR	635	625	NR	765	13	NR	895	0	NR
380	0	NR	510	309	NR	640	561	NR	770	11	NR	900	0	NR
385	0	NR	515	369	NR	645	499	NR	775	9	NR	905	0	NR
390	0	NR	520	419	NR	650	441	NR	780	8	NR	910	0	NR
395	0	NR	525	460	NR	655	388	NR	785	7	NR	915	0	NR
400	1	NR	530	492	NR	660	338	NR	790	6	NR	920	0	NR
405	3	NR	535	524	NR	665	294	NR	795	5	NR	925	0	NR
410	7	NR	540	553	NR	670	253	NR	800	4	NR	930	0	NR
415	15	NR	545	588	NR	675	218	NR	805	4	NR	935	0	NR
420	31	NR	550	625	NR	680	188	NR	810	3	NR	940	0	NR
425	60	NR	555	670	NR	685	161	NR	815	3	NR	945	0	NR
430	107	NR	560	723	NR	690	139	NR	820	3	NR	950	0	NR
435	183	NR	565	780	NR	695	118	NR	825	2	NR	955	0	NR
440	289	NR	570	837	NR	700	100	NR	830	2	NR	960	0	NR
445	460	NR	575	894	NR	705	85	NR	835	2	NR	965	0	NR
450	646	NR	580	942	NR	710	73	NR	840	1	NR	970	0	NR
455	561	NR	585	976	NR	715	62	NR	845	1	NR	975	0	NR
460	331	NR	590	998	NR	720	53	NR	850	1	NR	980	0	NR
465	238	NR	595	1000	NR	725	45	NR	855	1	NR	985	0	NR
470	178	NR	600	990	NR	730	39	NR	860	1	NR	990	0	NR
475	120	NR	605	962	NR	735	33	NR	865	1	NR	995	0	NR
480	96	NR	610	925	NR	740	28	NR	870	1	NR	1000	0	NR
485	95	NR	615	873	NR	745	24	NR	875	1	NR			

REPORT NUMBER: SP1-2407-157-4

Scotopic Flux vs. Wavelength



Scotopic Lumens: NR S/P: 1.23

λ (nm)	Power W [^] /nm	Lumens (φ/nm)	λ (nm)	Power W [^] /nm	Lumens (φ/nm)	λ (nm)	Power W [^] /nm	Lumens (φ/nm)	λ (nm)	Power W [^] /nm	Lumens (φ/nm)	λ (nm)	Power W [^] /nm	Lumens (φ/nm)
360	0	NR	490	104	NR	620	818	NR	750	20	NR	880	1	NR
365	0	NR	495	135	NR	625	755	NR	755	17	NR	885	0	NR
370	0	NR	500	184	NR	630	691	NR	760	15	NR	890	0	NR
375	0	NR	505	247	NR	635	625	NR	765	13	NR	895	0	NR
380	0	NR	510	309	NR	640	561	NR	770	11	NR	900	0	NR
385	0	NR	515	369	NR	645	499	NR	775	9	NR	905	0	NR
390	0	NR	520	419	NR	650	441	NR	780	8	NR	910	0	NR
395	0	NR	525	460	NR	655	388	NR	785	7	NR	915	0	NR
400	1	NR	530	492	NR	660	338	NR	790	6	NR	920	0	NR
405	3	NR	535	524	NR	665	294	NR	795	5	NR	925	0	NR
410	7	NR	540	553	NR	670	253	NR	800	4	NR	930	0	NR
415	15	NR	545	588	NR	675	218	NR	805	4	NR	935	0	NR
420	31	NR	550	625	NR	680	188	NR	810	3	NR	940	0	NR
425	60	NR	555	670	NR	685	161	NR	815	3	NR	945	0	NR
430	107	NR	560	723	NR	690	139	NR	820	3	NR	950	0	NR
435	183	NR	565	780	NR	695	118	NR	825	2	NR	955	0	NR
440	289	NR	570	837	NR	700	100	NR	830	2	NR	960	0	NR
445	460	NR	575	894	NR	705	85	NR	835	2	NR	965	0	NR
450	646	NR	580	942	NR	710	73	NR	840	1	NR	970	0	NR
455	561	NR	585	976	NR	715	62	NR	845	1	NR	975	0	NR
460	331	NR	590	998	NR	720	53	NR	850	1	NR	980	0	NR
465	238	NR	595	1000	NR	725	45	NR	855	1	NR	985	0	NR
470	178	NR	600	990	NR	730	39	NR	860	1	NR	990	0	NR
475	120	NR	605	962	NR	735	33	NR	865	1	NR	995	0	NR
480	96	NR	610	925	NR	740	28	NR	870	1	NR	1000	0	NR
485	95	NR	615	873	NR	745	24	NR	875	1	NR			

REPORT NUMBER: SP1-2407-157-4

Melanopic Flux vs. Wavelength



Melanopic Lumens: NR

M/P: 2.27

λ (nm)	Power W [^] /nm	Lumens (φ/nm)	λ (nm)	Power W [^] /nm	Lumens (φ/nm)	λ (nm)	Power W [^] /nm	Lumens (φ/nm)	λ (nm)	Power W [^] /nm	Lumens (φ/nm)	λ (nm)	Power W [^] /nm	Lumens (φ/nm)
360	0	NR	490	104	NR	620	818	NR	750	20	NR	880	1	NR
365	0	NR	495	135	NR	625	755	NR	755	17	NR	885	0	NR
370	0	NR	500	184	NR	630	691	NR	760	15	NR	890	0	NR
375	0	NR	505	247	NR	635	625	NR	765	13	NR	895	0	NR
380	0	NR	510	309	NR	640	561	NR	770	11	NR	900	0	NR
385	0	NR	515	369	NR	645	499	NR	775	9	NR	905	0	NR
390	0	NR	520	419	NR	650	441	NR	780	8	NR	910	0	NR
395	0	NR	525	460	NR	655	388	NR	785	7	NR	915	0	NR
400	1	NR	530	492	NR	660	338	NR	790	6	NR	920	0	NR
405	3	NR	535	524	NR	665	294	NR	795	5	NR	925	0	NR
410	7	NR	540	553	NR	670	253	NR	800	4	NR	930	0	NR
415	15	NR	545	588	NR	675	218	NR	805	4	NR	935	0	NR
420	31	NR	550	625	NR	680	188	NR	810	3	NR	940	0	NR
425	60	NR	555	670	NR	685	161	NR	815	3	NR	945	0	NR
430	107	NR	560	723	NR	690	139	NR	820	3	NR	950	0	NR
435	183	NR	565	780	NR	695	118	NR	825	2	NR	955	0	NR
440	289	NR	570	837	NR	700	100	NR	830	2	NR	960	0	NR
445	460	NR	575	894	NR	705	85	NR	835	2	NR	965	0	NR
450	646	NR	580	942	NR	710	73	NR	840	1	NR	970	0	NR
455	561	NR	585	976	NR	715	62	NR	845	1	NR	975	0	NR
460	331	NR	590	998	NR	720	53	NR	850	1	NR	980	0	NR
465	238	NR	595	1000	NR	725	45	NR	855	1	NR	985	0	NR
470	178	NR	600	990	NR	730	39	NR	860	1	NR	990	0	NR
475	120	NR	605	962	NR	735	33	NR	865	1	NR	995	0	NR
480	96	NR	610	925	NR	740	28	NR	870	1	NR	1000	0	NR
485	95	NR	615	873	NR	745	24	NR	875	1	NR			

Summary

$R_f = 74.6$
 $R_g = 94$
 $CIE R_a = 71.7$
 $R_9 = -34.8$

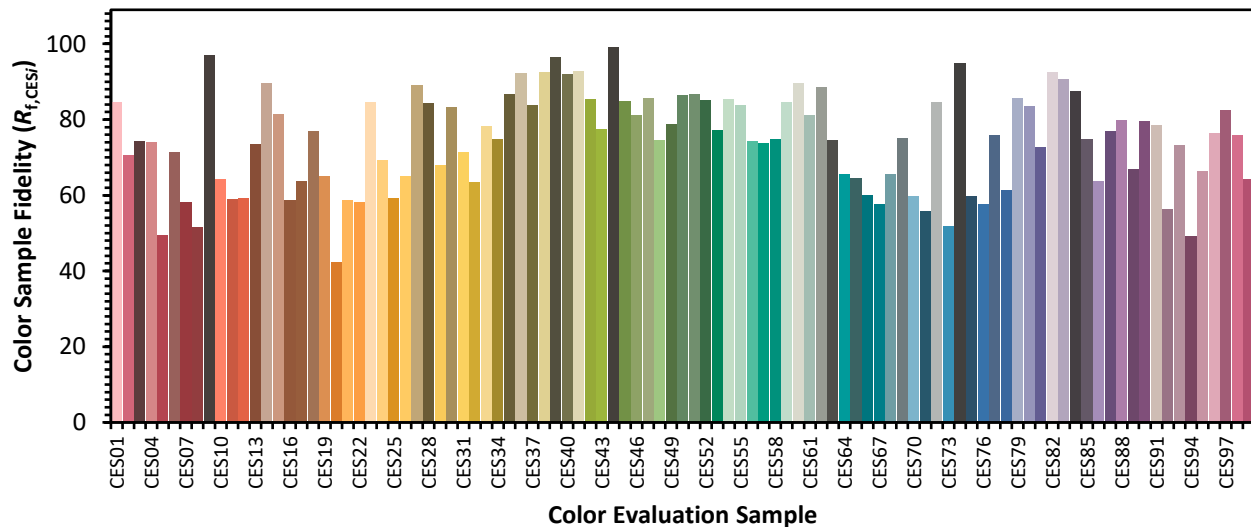


Color Vector Graphics

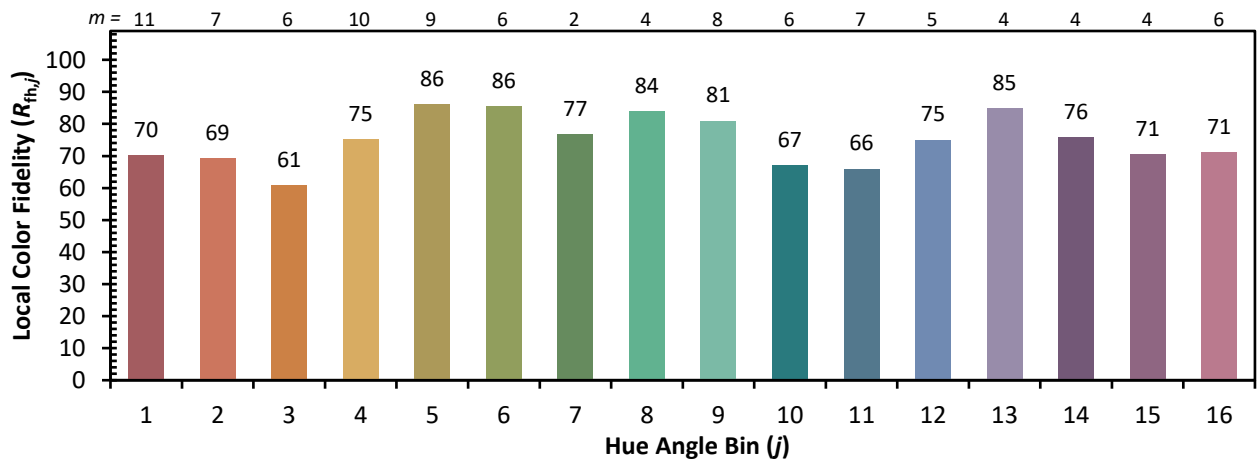


Individual Sample Fidelity Index ($R_{f,i}$)

CES01 = 86	CES26 = 65	CES51 = 87	CES76 = 58
CES02 = 62	CES27 = 89	CES52 = 85	CES77 = 76
CES03 = 31	CES28 = 84	CES53 = 77	CES78 = 61
CES04 = 71	CES29 = 68	CES54 = 85	CES79 = 86
CES05 = 49	CES30 = 83	CES55 = 84	CES80 = 83
CES06 = 51	CES31 = 71	CES56 = 74	CES81 = 73
CES07 = 41	CES32 = 64	CES57 = 74	CES82 = 93
CES08 = 40	CES33 = 78	CES58 = 75	CES83 = 91
CES09 = 29	CES34 = 75	CES59 = 85	CES84 = 88
CES10 = 76	CES35 = 87	CES60 = 90	CES85 = 75
CES11 = 59	CES36 = 92	CES61 = 81	CES86 = 64
CES12 = 65	CES37 = 84	CES62 = 89	CES87 = 77
CES13 = 43	CES38 = 92	CES63 = 75	CES88 = 80
CES14 = 74	CES39 = 96	CES64 = 65	CES89 = 67
CES15 = 71	CES40 = 92	CES65 = 64	CES90 = 80
CES16 = 47	CES41 = 93	CES66 = 60	CES91 = 78
CES17 = 50	CES42 = 86	CES67 = 58	CES92 = 56
CES18 = 56	CES43 = 77	CES68 = 66	CES93 = 73
CES19 = 73	CES44 = 99	CES69 = 75	CES94 = 49
CES20 = 66	CES45 = 85	CES70 = 60	CES95 = 66
CES21 = 87	CES46 = 81	CES71 = 56	CES96 = 76
CES22 = 79	CES47 = 86	CES72 = 85	CES97 = 82
CES23 = 92	CES48 = 75	CES73 = 52	CES98 = 76
CES24 = 91	CES49 = 79	CES74 = 95	CES99 = 64
CES25 = 73	CES50 = 86	CES75 = 60	



Color Rendition by Hue-Angle Bin



Measure Comparisons



(END OF REPORT)